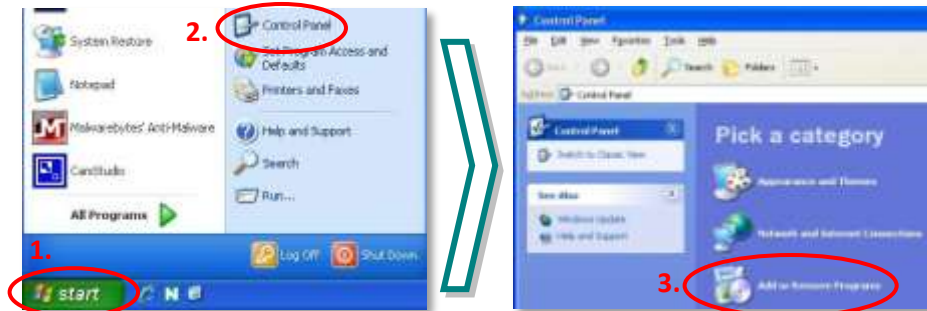


Uninstalling Ad-Aware

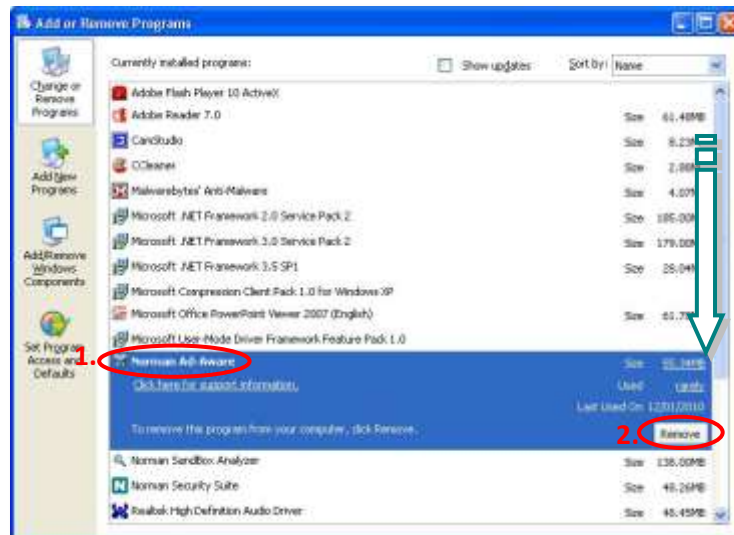
Uninstalling Ad-Aware

Please ensure all work is saved and all none essential programs are closed.

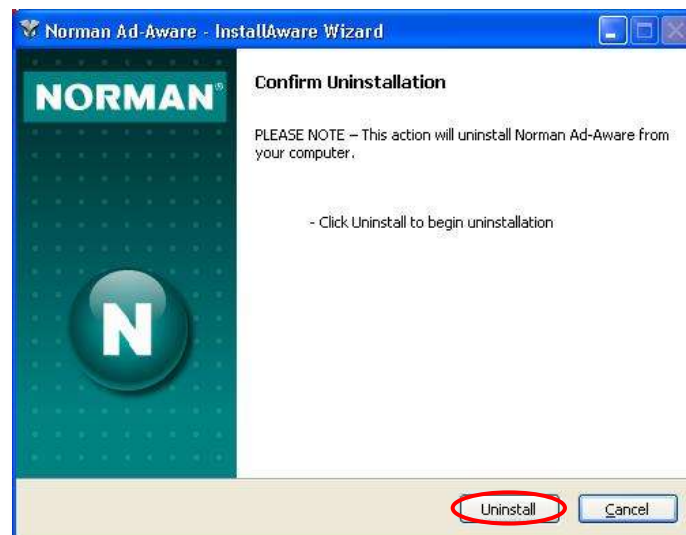
- 1) Single Left-Click on **Start** ① > **Control Panel** ② > **Add or Remove Programs** ③.



- 2) Scroll down the list until you see Norman Ad-Aware and then **Single Left-Click** on it ①, to highlight it. Then **Single Left-Click** on **Remove** ②.

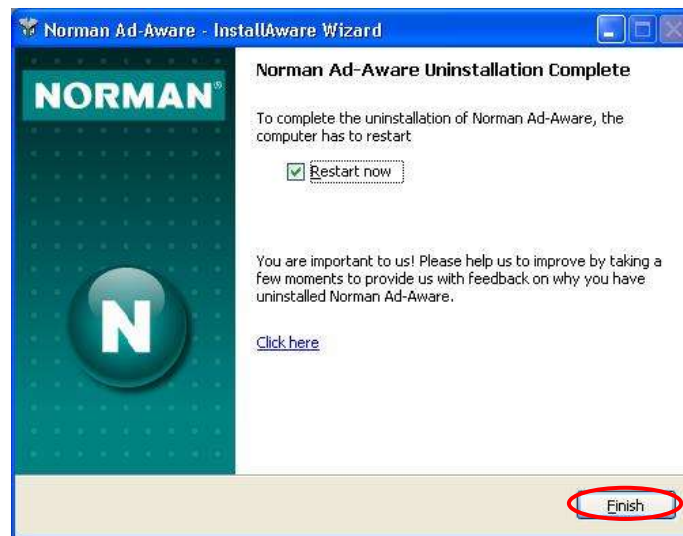


- 3) This will then launch the Ad-Aware uninstall wizard. When prompted Single Left-Click on Uninstall.



Uninstalling Ad-Aware

- 4) Once the uninstall has completed you will then be shown the following prompt. **Single Left-Click on Finish.**



Your computer will then restart. Once the computer has restarted you have successfully uninstalled Norman Ad-Aware.

www.norman.com/support